

## SAMPLE GROUP

### ***Standard Renewal Reporting Package***

***Parent Group: ABC-1234***

*Run date: 10/19/2015 2:22:50 PM*

***For the incurred period of 8/1/2014 thru 7/31/2015  
Paid thru 9/30/2015***

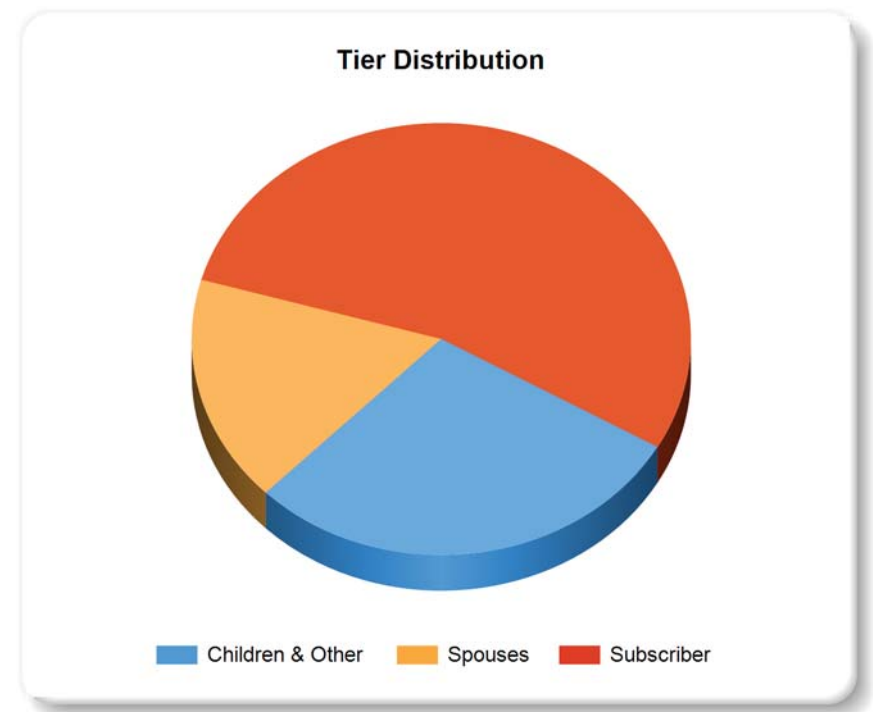
\* The values shown do not reflect any large claims that may be pending or unreported. This report do not include IBNR.  
\* The values are estimated, and the exact amount will be only determined after a passage of time.  
\* The amount shown above are reasonable based on the historical completion patters, however a large claims could easily cause the above estimate to be higher.  
\* Groups with less than a 100 contract has no actuarial credibility.  
This report is intended for the purpose of monitor the overall adequacy of the implement rates. No part of this material may be copied without prior permission of Humana Insurance, Inc.

**Humana.**

Membership Summary	Actual
Average Population Age	35
Member / Subscriber Ratio	1.86
Male / Female Ratio	55 / 44

Tiers	Members
Subscriber	76
Spouses	24
Children & Other	41
Total Members	141

Membership Distribution	Range	Total
Children	3-18	34
Adults Females	19-25	5
	26-44	27
	45-64	18
Adult Males	19-25	4
	26-44	28
	45-64	23
	65+	2
Total Mbrs		141

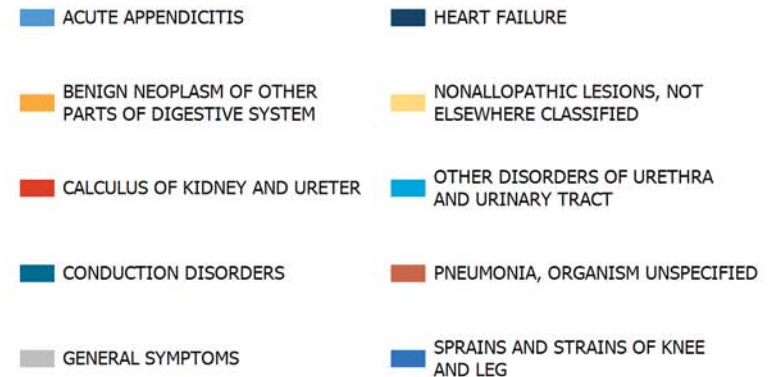
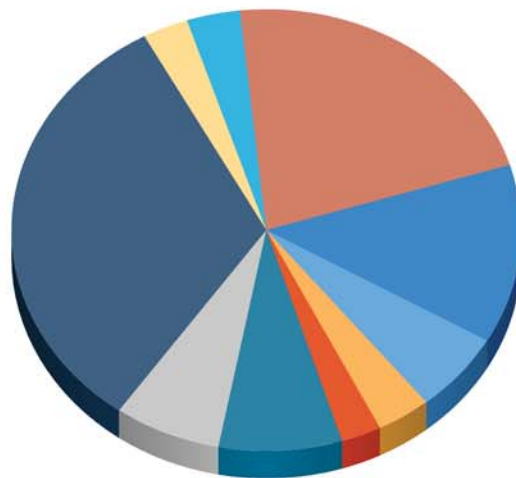


DESCRIPTION	PAID
PHARMACY	35.91%
HOSPITALIZATION	7.71%
SURGICAL SUPPLIES	7.49%
DENTAL	5.86%
LABORATORY OUTPATIENT	3.96%
ONE DAY SURGERY FACILITY	3.27%
EMERGENCY ROOM VISIT & ANCILLARY SERVICES	3.01%
PROSTHETICS OUT OF NETWORK	2.19%
MRI OUTPATIENT	1.95%
CHIROPRACTOR MANIPULATION	1.93%
PACEMAKER	1.76%
EMERGENCY WITHOUT CRITERIA	1.39%
ORTHOPEDIC SURGERY	1.31%
OFFICE VISITS-SUB-SPECIALISTS	1.22%
ESPHGSC,ENDSC & COLONOSCOPY (MD OUT PTE COMP)	1.13%
CONGENITAL HYPOTHYROIDISM, SCREENING	1.00%
SYPHILIS INFECTION SCREENING	0.99%
ULTRASOUND OUTPATIENT	0.93%
OFFICE VISIT - GENERAL PRACTICE	0.89%
OFFICE VISITS-SPECIALISTS	0.86%
PT MODALITIES W/SUPERVISION,W/CONSTANT ATTENDANCE	0.81%
CARDIOVASCULAR INPATIENT	0.75%
ANESTHESIA	0.75%
THORACIC SURGERY	0.71%
EMERGENCY ILL RELATED	0.70%

Top 20 Claims by Type of Service Represent the 88.48 % of total Claims



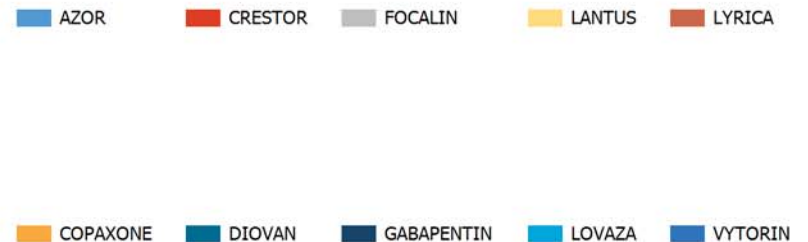
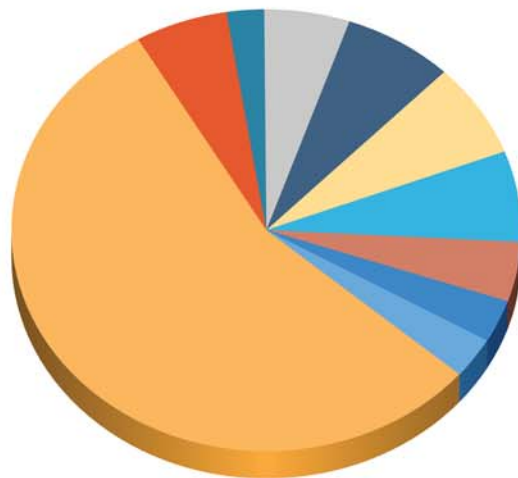
Case Number	Total Medical Cost	Total Drug Cost	Total Cost	Illness or Condition
Case 1	\$25,400.63	\$1,136.19	\$26,536.82	HEART FAILURE
Case 2	\$17,237.32	\$688.30	\$17,925.62	PNEUMONIA, ORGANISM UNSPECIFIED
Case 3	\$10,322.45	\$190.14	\$10,512.59	SPRAINS AND STRAINS OF KNEE AND LEG
Case 4	\$6,156.46	\$99.28	\$6,255.74	CONDUCTION DISORDERS
Case 5	\$5,346.91	\$770.66	\$6,117.57	GENERAL SYMPTOMS
Case 6	\$4,627.97	\$180.11	\$4,808.08	ACUTE APPENDICITIS
Case 7	\$2,707.20	\$2,587.57	\$5,294.77	BENIGN NEOPLASM OF OTHER PARTS OF DIGESTIVE SYSTEM
Case 8	\$2,670.41	\$171.76	\$2,842.17	OTHER DISORDERS OF URETHRA AND URINARY TRACT
Case 9	\$2,281.49	\$57.90	\$2,339.39	NONALLOPATHIC LESIONS, NOT ELSEWHERE CLASSIFIED
Case 10	\$2,009.55	\$22.00	\$2,031.55	CALCULUS OF KIDNEY AND URETER
Highest Impact Amount Paid:	\$78,760.39	\$5,903.91	\$84,664.30	



This report contains privileged and confidential information of our subscribers that can only be used for the administration of the group health plan. This information shall not be used for the purpose of employment related actions or decisions or in connection with any other benefit or employee benefit plan.



Case Number	Total Medical Cost	Total Drug Cost	Total Cost	Illness or Condition
Case 1	\$1,526.50	\$32,735.81	\$34,262.31	COPAXONE
Case 2	\$1,194.26	\$4,149.20	\$5,343.46	GABAPENTIN
Case 3	\$142.35	\$4,091.62	\$4,233.97	LANTUS
Case 4	\$1,549.87	\$3,936.96	\$5,486.83	LOVAZA
Case 5	\$348.50	\$3,489.00	\$3,837.50	CRESTOR
Case 6	\$587.00	\$3,211.96	\$3,798.96	FOCALIN
Case 7	\$2,707.20	\$2,587.57	\$5,294.77	LYRICA
Case 8	\$1,017.17	\$1,841.93	\$2,859.10	VYTORIN
Case 9	\$1,097.60	\$1,771.06	\$2,868.66	AZOR
Case 10	\$1,185.35	\$1,405.10	\$2,590.45	DIOVAN
Highest Impact Amount Paid:	\$11,355.80	\$59,220.21	\$70,576.01	



This report contains privileged and confidential information of our subscribers that can only be used for the administration of the group health plan. This information shall not be used for the purpose of employment related actions or decisions or in connection with any other benefit or employee benefit plan.



Drug Name	Treatment (Therapeutic Category)	Brand / Generic	Total Ingredient Cost	Total Amount Paid	Total Rx	Cost / Rx
COPAXONE	MULTIPLE SCLEROSIS	BRAND	\$34,428.68	\$30,768.84	7	\$4,395.55
GABAPENTIN	PRODUCTS/ SUPPLIES	GENERIC	\$4,078.59	\$3,265.26	3	\$1,088.42
FOCALIN	MENTAL HLTH/ STIMU	BRAND	\$3,828.54	\$3,049.52	16	\$190.60
LANTUS	DIABETES	BRAND	\$2,979.08	\$2,117.01	12	\$176.42
CRESTOR	CHOLESTEROL	BRAND	\$2,179.39	\$2,043.89	10	\$204.39
VYTORIN	CHOLESTEROL	BRAND	\$3,282.58	\$1,954.80	15	\$130.32
LYRICA	ANTICONSULSANTS	BRAND	\$2,211.95	\$1,837.27	8	\$229.66
FENOFIBRATE	CHOLESTEROL	GENERIC	\$2,213.10	\$1,692.55	35	\$48.36
BUDESONIDE	ASTHMA	GENERIC	\$1,656.28	\$1,641.58	6	\$273.60
LOVAZA	CHOLESTEROL	BRAND	\$1,693.15	\$1,360.28	5	\$272.06
DULOXETINE	MENTAL HLTH/ DEPRESS	GENERIC	\$2,219.70	\$1,341.39	27	\$49.68
TELMISARTAN	HEART	GENERIC	\$1,445.41	\$1,295.21	12	\$107.93
DIOVAN	HEART	BRAND	\$1,666.79	\$1,085.74	11	\$98.70
EPIDUO	DERMATOLOGY - ACNE	BRAND	\$1,111.09	\$1,072.89	3	\$357.63
AZOR	HEART	BRAND	\$1,057.75	\$1,026.89	5	\$205.38
BENICAR	HEART	BRAND	\$1,185.29	\$1,012.37	6	\$168.73
PROPRANOLOL	HEART	GENERIC	\$1,042.05	\$980.65	12	\$81.72
SYMBICORT	ASTHMA	BRAND	\$793.11	\$756.81	3	\$252.27
NOVOLOG	DIABETES	BRAND	\$954.62	\$725.56	8	\$90.70
TAZORAC	DERMATOLOGY - OTHER	BRAND	\$840.91	\$709.41	3	\$236.47
<b>Top 20 Drug Indicators Total:</b>			<b>\$70,868.06</b>	<b>\$59,737.92</b>	<b>207</b>	<b>\$288.59</b>

This report contains privileged and confidential information of our subscribers that can only be used for the administration of the group health plan. This information shall not be used for the purpose of employment related actions or decisions or in connection with any other benefit or employee benefit plan.

